

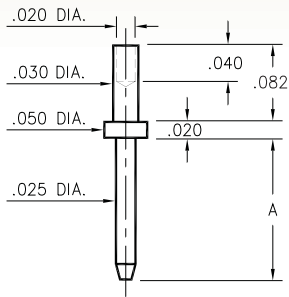
MALE PCB PINS

PRINTED CIRCUIT PINS

3120

3120-X-00-XX-00-00-08-0

Swage mount in .034 hole

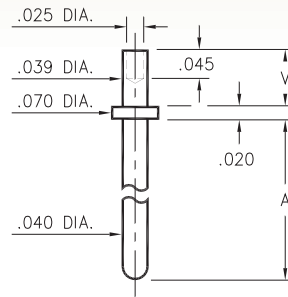


| Basic Part Number | Pin Length A |
|-------------------|--------------|
| 3120-1 | .205 |
| 3120-2 | .250 |

3122 ⇔ 3153

31XX-X-00-XX-00-00-08-0

Swage mount in .043 hole



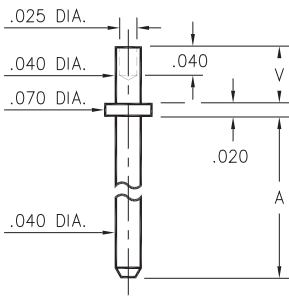
| Basic Part Number | Pin Length A |
|-------------------|--------------|
| 3153-X | .180 |
| 3141-X | .230 |
| 3122-X | .280 |
| 3149-X | .380 |
| 3123-X | .580 |
| 3140-X | .780 |
| 3124-X | .880 |

| -X- | Board Thickness | Length V |
|-----|-----------------|----------|
| 1 | .031 | .051 |
| 2 | .062 | .082 |

3101 ⇔ 3106

310X-X-00-XX-00-00-08-0

Swage mount in .043 hole



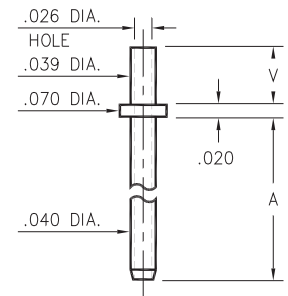
| Basic Part Number | Pin Length A |
|-------------------|--------------|
| 3101-X | .150 |
| 3102-X | .188 |
| 3103-X | .300 |
| 3104-X | .500 |
| 3105-X | .750 |
| 3106-X | 1.000 |

| -X- | Board Thickness | Length V |
|-----|-----------------|----------|
| 1 | .031 | .051 |
| 2 | .062 | .082 |
| 3 | .094 | .113 |

3221 ⇔ 3223

322X-0-00-XX-00-00-08-0

Swage mount in .043 hole



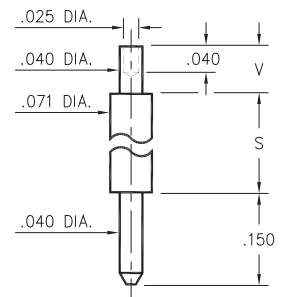
| Basic Part Number | Pin Length A |
|-------------------|--------------|
| 3221-X | .100 |
| 3222-X | .150 |
| 3223-X | .300 |

| -X- | Board Thickness | Length V |
|-----|-----------------|----------|
| 1 | .031 | .051 |
| 2 | .062 | .082 |
| 3 | .094 | .113 |

3125/3126

312X-X-00-XX-00-00-08-0

Swage mount in .043 hole



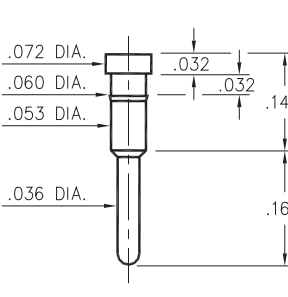
| Basic Part Number | Pin Length S |
|-------------------|--------------|
| 3125-X | .170 |
| 3126-X | .420 |

| -X- | Board Thickness | Length V |
|-----|-----------------|----------|
| 1 | .031 | .051 |
| 2 | .062 | .082 |
| 3 | .094 | .113 |

0995

0995-0-00-XX-00-00-03-0

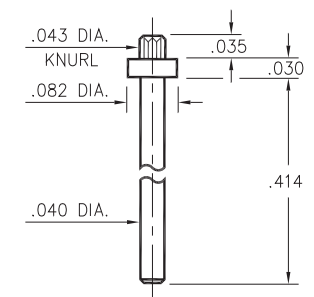
Press-fit in .057 mounting hole



4526

4526-0-00-XX-00-00-03-0

Press-fit in .040 mounting hole



SPECIFICATIONS:

Pin Material: Brass Alloy 360, 1/2 Hard
(Except Swage pins which are annealed)

Dimension in Inches:

Tolerances On: Lengths: ±.005
Diameters: ±.002
Angles: ± 2°



ORDER CODE: XXXX - X - 0X - XX - 00 - 00 - XX - 0

BASIC PART #

SPECIFY PIN FINISH:

- 01 200 μ" TIN/LEAD OVER NICKEL
- ◇ 80 200 μ" TIN OVER NICKEL (RoHS)
- ◇ 15 10 μ" GOLD OVER NICKEL (RoHS)
- ◇ 21 20 μ" GOLD OVER NICKEL (RoHS)
- ◇ 34 50 μ" GOLD OVER NICKEL (RoHS)

